



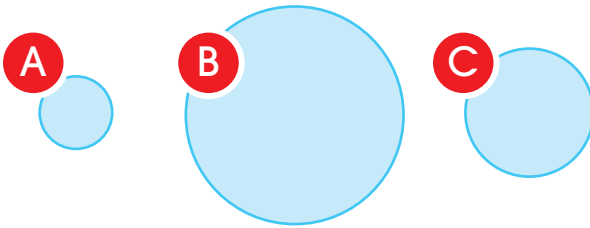
A. Cross out X the set that does not have the same pattern in each group.

The puzzle area is divided into several sections:

- Top Left Section:** A yellow circle with a smiley face and two yellow triangles below it; a purple triangle with a smiley face and two purple circles below it.
- Top Middle Section:** A pink square with a smiley face and two pink circles below it; a light blue vertical rectangle with a smiley face and two light blue circles below it.
- Top Right Section:** Three overlapping circles of increasing size (small, medium, large); three overlapping squares of increasing size (small, medium, large); three yellow triangles of increasing size (small, medium, large); three orange rectangles of increasing size (short, medium, tall).
- Bottom Left Section:** A purple circle containing a yellow triangle; a pink square containing a yellow vertical rectangle; a light blue circle next to a yellow vertical rectangle; a pink triangle containing a light blue square; a purple square containing a light blue circle.
- Bottom Right Section:** A vertical column of shapes: pink circle, yellow triangle, pink circle, pink circle, pink circle; a horizontal row of shapes: yellow horizontal rectangle, pink circle, yellow horizontal rectangle; a vertical column of shapes: light blue square, yellow horizontal rectangle, light blue square; a vertical column of three pink circles.

B. Look at each group of shapes. Write the letters to put the shapes in order.

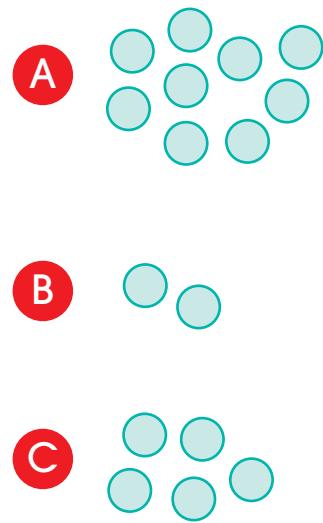
1.



big to small:

____, _____, _____

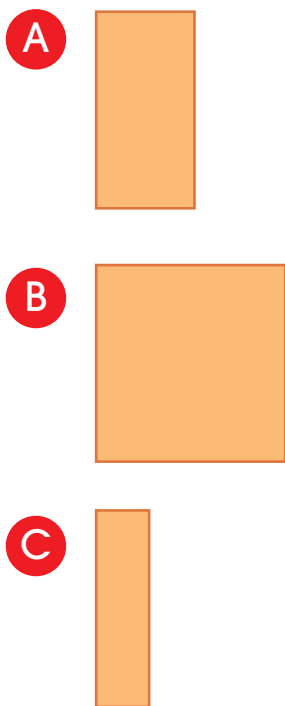
2.



most to fewest:

____, _____, _____

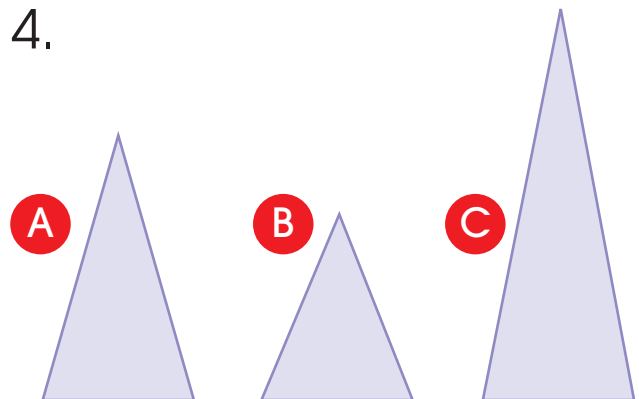
3.



wide to narrow:

____, _____, _____

4.




tall to short:

____, _____, _____



C. Count and write the number of shapes.



Number of Shapes

△ : _____

□ : _____

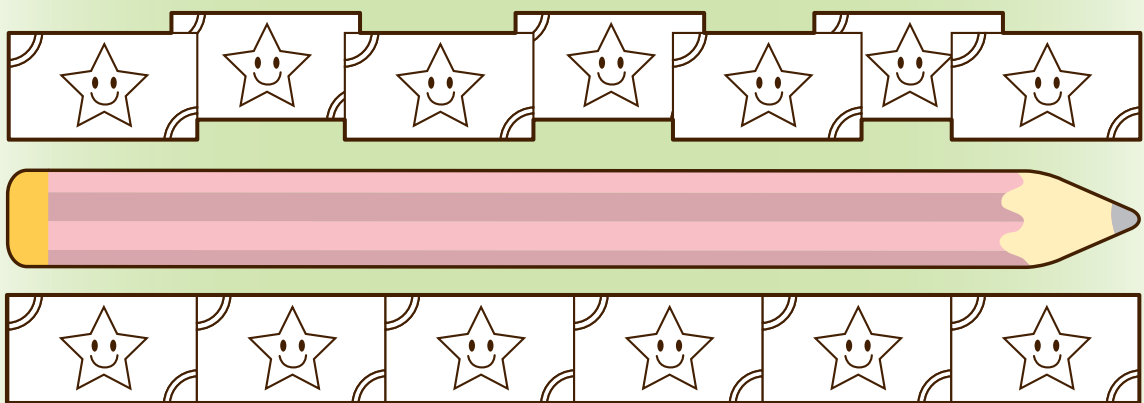
○ : _____

▭ : _____


Total

D. Colour the correct way of measuring the items with stickers. Then write the length of each item.

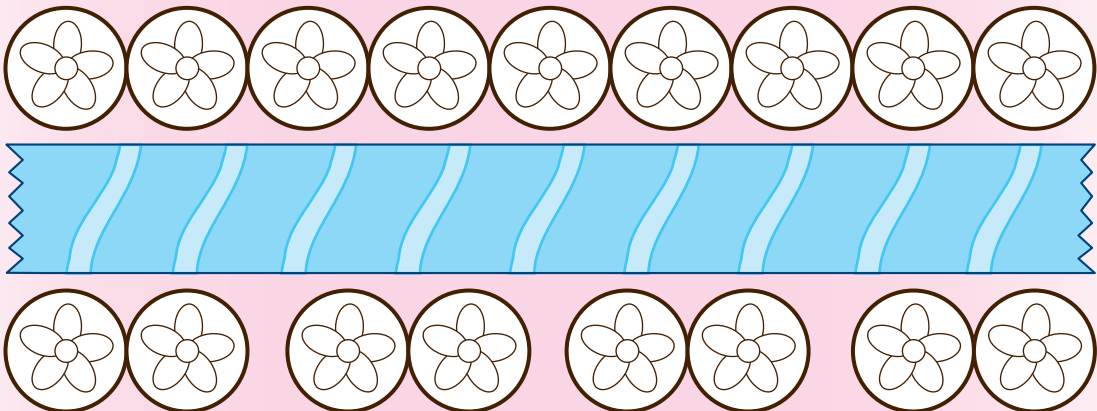
1.




2.



3.



about
 _____  long

about
 _____  long

about
 _____  long